



Computer-Genius

(A BOOK OF COMPUTER SCIENCE)



Help Kit : 1-5



Computer-1



1 Computer—A Smart Machine

Exercises

Section : I

B. Tick (✓) the correct option.

Ans. 1. a. 2. b. 3. c.

C. Unscramble the following.

Ans. 1. M O C U P E T R : COMPUTER

2. I T E D R : TIRED

3. A C M I H E N : MACHINE

4. U M S S : SUMS

5. S E M A S E G : MESSAGE

D. Complete the spellings.

Ans. 1. COMPUTER 2. SUMS
3. DRAWS 4. GAMES
5. MUSIC 6. MOVIES

Section : II

A. Fill in the blanks with the correct words.

Ans. 1. A computer never gets **tired**.
2. A computer never makes **mistakes**.
3. A computer can do many **things**.
4. A computer can **remember** many things.
5. A computer works very **fast**.

B. Write 'T' for true statement and 'F' for false statement.

Ans. 1. T 2. F 3. T 4. T

C. Answer the following questions.

Ans. 1. Minesweeper and purple place.
2. School, Home, and Bank.
3. (a) Computer never gets tired.
(b) Computer can do many things.
(c) Computer works very fast.
4. (a) Computer can solve sums.
(b) Computer can play games.
(c) Computer can play music.
5. Yes, computer needs electricity to operate?



2 Parts of a Computer

Exercises


Section : I


B. Tick (✓) the correct option.


Ans. 1. b. 2. c. 3. a.


Section : II


A. Match the part of a computer with its use.

Ans. 1. Connects to the Internet → 

2. Draws pictures → 

3. Prints cards → 

4. Writes letters → 

5. Plays games → 

B. Write the full forms of the following.




- Ans. 1. CPU **Central Processing Unit**
 2. CD **Compact Disk**
 3. UPS **Uninterrupted Power Supply**

C. Answer the following questions.



- Ans. 1. (a) Monitor (b) Keyboard (c) Mouse (d) CPU
 2. The printer prints on paper the work done by a computer.
 3. The CPU tower is a box that contains the CPU.
 4. A mouse helps you to draw pictures on computer.
 5. A microphone can record a song or your voice in your computer.
 6. A modem connects the computer to the Internet.

Activity

• Write the names of the parts shown below.

Ans.   

MONITOR MOUSE KEYBOARD

CPU SPEAKER



3 Computers Around Us

Exercises

Section : I

B. Tick (✓) the correct option.

Ans. 1. b. 2. a.

Section : II

A. Fill in the blanks with the correct words.

- Ans. 1. Computers are used for controlling air traffic at **airports**.
 2. **Doctors** use computer for the treatment of patients.
 3. Computers are used for reservation at **railways**.
 4. Computers are used at **home** for fun and to get information.

B. Answer the following questions.

- Ans. 1. Computer are used at: School, Banks, Airports and Home.
 2. In library computers are used for maintaining records of books.
 3. In banks computers are used for maintaining records.
 4. Computers used in school by children to learn things.
 5. Computers are used at home for fun and to get information.

Activity

- Following are some places where computers can be used.

Match the name with the pictures.

a. Hospital b. Railway Station c. School d. Bank e. Library



- Here are some places where computers are used. Find them all!

School, Bank, Shop, Hospital, Station, Airport, Office

P	Y	T	R	D	X	K	H	B
S	T	A	T	I	O	N	O	A
H	N	W	S	M	I	H	S	N
S	C	H	O	O	L	N	P	K
O	U	S	G	J	Z	X	I	C
O	F	F	I	C	E	B	T	T
A	X	S	H	O	P	V	A	A
A	I	R	P	O	R	T	L	L



4 Care of Your Computer

Exercises

Section : I

B. Tick (✓) the correct option.

Ans. 1. b. 2. c.

Section : II

A. Fill in the blanks with the correct words.

- Ans. 1. Always clean your computer with **soft** cloth.
 2. Always keep the computer room **clean**.
 3. Never put anything on the **keyboard**.
 4. Always take off your **shoes** before entering the computer room.

B. Answer the following questions.

- Ans. 1. (a) Always clean your computer unit with soft cloth.
 (b) Always keep the windows of the computer room closed.
 2. (a) Do not put any eatable on computer table.
 (b) Never put anything on the keyboard.

Activity

- **If it shows the correct way to use a computer, put a tick mark (✓) in the box. If it shows the wrong way put a cross (X) :**

Ans. Cleaning the computer.



Sharing the computer is a good habit?

Eating near the computer. Is this correct?



Banging very hard on the Keyboard. Is this the right way to handle the computer?

Pulling out all the wires from their slots. Is it okay for them to do so?



The music is being played very loudly. Is this correct?

Sitting with a straight back.



Sitting with bending and is very close to the monitor.



5 The Mouse

Exercises

Section : I

B. Tick (✓) the correct option.

Ans. 1. b. 2. c.

Section : II

A. Fill in the blanks with the correct words.

- Ans. 1. A computer mouse is kept on mouse **pad**.
 2. We keep our **index** finger on left button of mouse.
 3. As we move a mouse, the mouse **pointer** moves on the computer screen.
 4. Pressing the mouse button is called a **click**.
 5. The tail of computer mouse connects to the **CPU**.

B. Write 'T' for true statement and 'F' for false statement.

Ans. 1. F 2. T 3. T 4. F 5. F 6. T

C. Answer the following questions.


- Ans. 1. A mouse is small in size and has tail. It has two or three buttons on it.
 2. A mouse is generally kept on a pad.
 3. The process of pressing the mouse buttons is called a click.
 4. When we click the left button two times quickly it is called double click.
 5. When we press the left button of the mouse, it is called left click.
 6. To select an item :
 (a) Place the mouse pointer on the desired item.
 (b) Now click the left mouse button.
 (c) The item is selected.
 7. Yes, we should press the mouse buttons gently.
 8. We should not play with the mouse.
 9. The mouse helps to :
 select an object on the screen. draw pictures. play games.

D. Match the following :


- | | |
|--------------------|-----------------------------|
| Ans. 1. Left click | (a) Select an activity |
| 2. Right click | (b) Control the activity |
| 3. Scroll button | (c) Move up and down a page |
| 4. Double click | (d) Start activity |

Activity

- In the mouse shown below, colour the left button red, right button green, scroll button blue, and the rest of the mouse yellow and label its parts.



- In the mouse shown below, which button will you press for left click?
Write 'L' on the left button. Which button will you press for right click?
Write 'R' on the right button.



6 The Keyboard

Exercises

Section : I

B. Tick (✓) the correct option.

- Ans. 1. b. 2. a. 3. (b)

Section : II

A. Fill in the blanks with the correct words.

- Ans. 1. The small buttons on the keyboard are called **keys**.
2. There are **26** alphabet keys on the keyboard.
3. The **alphabet** keys are used to type letters.
4. **Space bar** is the longest key on the keyboard.

B. Answer the following questions.


- Ans. 1. We type letters by pressing the alphabet keys.
2. The enter key takes the cursor to the next line.
3. The space bar is used to give space between words.
4. Cursor is a small blinking line on the monitor.

D. Arrange the jumbled words.

- | | | |
|---------|-----------|------------------|
| Ans. 1. | TUTBSON | BUTTON |
| 2. | RDAOYBEK | KEYBOARD |
| 3. | RABECAPS | SPACEBAR |
| 4. | PSKABCAEC | BACKSPACE |
| 5. | REKTENYE | ENTER KEY |

Activity

- Fill in the crossword with the help of picture clues. (One is done for you.)





7 The Monitor

Exercises

Section : I

B. Tick (✓) the correct option.

Ans. 1. c. 2. a.

C. Unscramble the following.

- Ans. 1. **O I N M O T R** : **MONITOR**
 2. **R U E P C I T** : **PICTURE**
 3. **R E S C N E** : **SCREEN**
 4. **P I D S A Y L** : **DISPLAY**
 5. **O N O M H R C E O M** : **MONOCHROME**

Section : II

A. Fill in the blanks with the correct words.

- Ans. 1. Monitors are mainly of **two** types.
 2. Monitor looks like a **television**.
 3. VDU stands for **Visual Display Unit**.
 4. We should not touch the **Monitor Screen**.
 5. **LCD** is a flat monitor.

B. Write 'T' for true statement and 'F' for false statement.

- Ans. 1. F 2. T 3. F 4. T 5. T

C. Answer the following questions.

- Ans. 1. A monitor look like a television.
 2. A monitor display all the work we do on a computer.
 3. Screen is the other name of monitor.
 4. A monitor is also called a VDU (visual Display Unit).
 5. LCD is a flat monitor.

Activity

- Find the name in the word grid.

M	O	N	O	C	H	R	O	M	E
X	P	M	K	R	T	F	P	G	S
V	H	O	S	M	P	N	I	K	S
I	Z	N	X	P	R	O	C	M	C
S	J	I	R	T	F	K	T	B	R
U	C	T	D	M	T	F	U	T	E
A	S	O	G	H	F	M	R	K	E
L	T	R	O	N	P	A	E	F	N



8 Fun with Paint

Exercises

Section : I

B. Tick (✓) the correct option.

Ans. 1. b. 2. b.

C. Complete the spellings.

Ans. 1. FILL with COLOR 2. ERASER
3. BRUSH 4. PENCIL

Section : II

A. Fill in the blanks with the correct words.

Ans. 1. **Color box** contains the various drawing and colouring tools.
2. **Drawing area** is the area where you draw.
3. The Pencil tool is used to draw **thin lines**.
4. The Eraser tool is used to erase the **unwanted** portion of the drawing.

B. Write 'T' for true statement and 'F' for false statement.

Ans. 1. T 2. F 3. F 4. F 5. T

C. Answer the following questions.

Ans. 1. To open Paint program :
(a) Click on the start button.
(b) Point to programs.
(c) Point to Accessories.
(d) Click on Paint.

2. Parts of print screen :
(a) Drawing Area
(b) Tool box
(c) Color box

3. To use the pencil tool to draw lines :
(a) Click on the pencil tool to select it.
(b) Drag the mouse to draw the line.

4. To erase a part of a drawing :
(a) Click on the Eraser tool to select it.
(b) Select the eraser tool to select it.
(c) Drag the pointer over the area which you want to erase.

Activity

Do it yourself.