

Computer-2



1 Computer System

Exercise

Section : I

B. Tick (✓) the correct option.

Ans. 1. b. 2. a. 3. b.

C. Complete the spellings.

Ans. 1. MACHINE 2. ACCURACY
3. VERSTALITY 4. STORAGE
5. GAME

D. Unscramble the following.

Ans. 1. U A C R C A Y C : ACCURACY
2. D E S E P : SPEED
3. P C T U M E R O : COMPUTER
4. T E T L V R Y I S : VERSTALITY
5. I S L T E S R E D : TIRELESS

E. Cancel (✓) the wrong word.

Ans. 1. A computer is a (natural/man-) machine.
2. A computer work at very (slow/) speed.
3. The results given by computer are (100/)% correct.
4. A computer (always/) gets tired or bored.
5. A computer () do different types of work efficiently.

Section : II

A. Fill in the blanks with the correct words.

Ans. 1. A computer is a man-made electronic machine.
2. Computer results are 100% correct.
3. Computer is a very high speed device.
4. Computer can store large amount of work.
5. Computer can show you a movie.

B. Write 'T' for true statement and 'F' for false statement.

Ans. 1. F 2. T 3. F 4. F 5. T

C. Write short notes on.

Ans. 1. Speed of computer :
Computer work at very fast speed.
It can perform thousands of calculations in a second.
2. Storage capacity of computer :

The storage capacity of computer is vast.

It can store large amount of work

3. Versatility of computer.

A computer can do different types of work efficiently.

It can do many types of work at the same time.

4. Function of computer.

It can help you to draw and paint.

It can play games.

D. Answer the following questions.

Ans. 1. Two features of computer :

(a) It is a very high speed device.

(b) It can store large amount of data.

2. Two functions of computer :

(a) It can help you to draw and paint.

(b) It can play a game.

3. Now days computer are used in every field.

4. The speed of computer is very fast :

5. The storage capacity of computer is very vast.

Activity

- Find the words in the Word grid. Take help from the hints given below the grid.

M	P	R	S	M	A	C	H	I	N	E
C	G	K	N	T	F	S	T	O	R	E
O	P	N	A	C	C	U	R	A	C	Y
M	V	E	R	S	T	A	L	I	T	Y
P	J	R	S	T	O	B	M	K	F	Z
U	X	P	P	Z	Y	T	N	J	F	D
T	K	L	E	P	T	J	B	S	R	R
E	M	K	E	F	J	N	O	K	B	A
R	R	M	D	P	S	J	T	O	M	W



2 Parts of a Computer

Exercises

Section : I

B. Tick (✓) the correct option.

Ans. 1. c. 2. a. 3. c.

C. Unscramble the following.

- Ans. 1. N I N M O R T : MONITOR
2. Y E K O B R A D : KEYBOARD
3. U O S M E : MOUSE
4. R E C E N S : SCREEN
5. A I B C E T N : CABINET
6. E V D E C I : DEVICE
7. N P I R E R T : PRINTER

Section : II

A. Fill in the blanks with the correct words.

- Ans. 1. The data **printed** on a paper is called a printout.
2. A **microphone** is used to record our voice in a computer.
3. A **mouse** is used to draw lines.
4. A **headphone** is used to hear the sound without disturbing others.
5. The main parts of a computer are monitor, keyboard, **CPU** and mouse.






B. Write 'T' for true statement and 'F' for false statement.

- Ans. 1. F 2. F 3. T 4. T 5. T

C. Answer the following questions.

- Ans. 1. The main parts of computer are :
CPU, Monitor, Speakers, Keyboard and Mouse.
2. Use of mouse :
It is used to click and drag, draw, select and move objects on the monitor.
3. CRT Monitor is big. It is like a television.
LCD Monitor is thin. It saves energy, but it is costly.
4. Speaker are used to hear sound and music from a computer. Headphone is used to listen to sound and music.
5. Printer is helpful you to take printout on paper.
6. Keyboard is an input device which is used to type alphabets and numbers.
7. The CPU is called the brain of a computer. It does all the calculations.
8. A CPU is housed in a rectangular box called cabinet.

D. Match the following parts with their names.

- Ans. 1.  (d) Mouse
2.  (a) Headphone
3.  (e) CPU
4.  (c) Printer
5.  (b) Microphone

Activity

- Label the missing words by looking the pictures :



MONITOR



KEYBOARD




SPEAKER




HEADPHONE



PRINTER



HARDDISK



COMPACTDISK



PENDRIVE



PRINTER



HARDDISK



3 Learn to Use the Computer

Exercises

Section : I

B. Tick (✓) the correct option.

Ans. 1. c. 2. a. 3. b.

C. Label the given picture.

Ans.



D. Complete the steps below to Shut down the computer.

Ans. Step 1 : Click **START** button.

↓ ↓
Step 2 : Click **SHUT DOWN** button.

↓ ↓
Step 3 : Switch off power button on the **MONITOR**.

↓ ↓

Step 4 : Switch off **POWER** button on the UPS.

↓ ↓

Step 5 : Switch **OFF** main power button.

Section : II

A. Fill in the blanks with the correct words.

- Ans. 1. You work on the computer only when it is **switched on**.
2. When you **turn off**, computer, CPU shuts down itself.
3. Do not switch off the **power** button on the CPU.

B. Answer the following questions.

- Ans. 1. When you do not start or shut down the computer properly it will create problem.
2. Closing the computer is called 'shut down'.
3. The screen that appears on starting the computer is called the desktop.
4. The small pictures on the desktop are called icons.

Activity

- You want to start the computer. The different steps to start, use and shut down a computer are given below. The steps are jumbled up. Arrange the number of steps in the correct order.

- | | |
|--------------------------------------|---------------------------------------|
| ③ Switch on CPU power | ⑥ User desktop is visible |
| ⑦ Close one's access to the computer | ⑤ Enter Password |
| ⑨ Switch off monitor and power | ④ Switch on the Monitor power button. |
| ① Switch on the main power button. | ⑧ Shut down computer |
| ② Switch on the UPS power button. | |

- Unscramble the words and match them with those in the right column.

- | | |
|--------------|------------|
| Ans. • REOPW | • POWER |
| • BKATSRA | • TASKBAR |
| • ARGORPM | • PROGRAM |
| • OKEDSTP | • DESKTOP |
| • DOSAPSWR | • PASSWORD |
| • TIOMNRO | • MONITOR |
| • EUOCPMTR | • COMPUTER |
| • NTUBTO | • BUTTON |



4 Inside a Computer

Exercises

Section : I

B. Tick (✓) the correct option.

- Ans. 1. c. 2. b. 3. c

Section : II

A. Fill in the blanks with the correct words.

- Ans. 1. Motherboard helps to **control** all other parts.
2. Processor **helps** to calculate.
3. Hard disk stores the **work** done.

B. Answer the following questions.

- Ans. 1. It control all the parts of a computer.
2. It helps to calculate.
3. RAM stores all the work in memory for some time.
4. Hard-disk stores the work done by us.
5. SMPS control the power supply.

Activity

Do it yourself.



5 Know Your Keyboard

Exercises

Section : I

B. Tick (✓) the correct option.





- Ans. 1. b. 2. a.

Section : II

A. Fill in the blanks with the correct words.

- Ans. 1. The keyboard of a computer looks like a **typewriter** keyboard.
2. There are **10** number keys on the keyboard.
3. **Space bar** is the longest key on the keyboard.
4. **Backspace** key erases the character to the left of the cursor.

B. Match the following.

- Ans. 1.  iii. For erasing the alphabets or numbers.
2.  i. For entering numbers.
3.  iv. For getting capital letters.
4.  ii. For putting space between words.

C. Answer the following questions.

- Ans. 1. Alphabet keys, Numbers keys and Sign keys.
2. Delete, Escape and Back space etc.
3. Numeric keys : these are printed twice on a key board.
There are 10 such keys in each set from 0 to 9.
Signs keys : these keys help in typing special signs on the monitor.

D. Guess which key is that?

- Ans. 1. It allows to move to the next line.

Enter Key

2. It allows to move the cursor to the top of the page.
3. It allows to delete the letter to the left of the cursor.
4. It allows to delete the letter to the right of the cursor.
5. It allows to create blank space between two words.
6. It allows to type capital letters.
7. It allows to move the cursor to the end of the page.
8. It allows to type numbers.

Cursor Keys
Back space key
Delete key
Space bar key
CAPS Lock Key
Cursor keys
Number keys

Activity

- **Make and write simple words from the Alphabetic Keys given below :**
 Computer
 Keyboard
 Mouse
- **Write the Names of Keys in the Keyboard :**



6 Storage Devices

Exercises

Section : I

B. Tick (✓) the correct option.

Ans. 1. c 2. b 3. c

Section : II

A. Fill in the blanks with the correct words.

- Ans. 1. Hard disk is placed **inside** the CPU.
 2. Floppy disk is **very** handy.

3. Compact disk stores data which cannot be **erased**.

B. Answer the following questions.

- Ans.** 1. Storage devices are the devices used for storing data.
2. Three storage devices are : Hard disk, Floppy disk and CD.
3. Hard disk is placed inside the CPU.
4. Floppy disk is handy. It is used for transferring work from one computer to another.
5. No, you cannot erase data, stored in a compact disk.

Activity

- Match following words with their pictures :

• Pen Drive



• Ram



• Joy stick



• Scanner



• Headphone



• Light pen



• Printer



• Memory card



7 Introduction to LOGO

Exercises

Section : I

B. Tick (✓) the correct option.

- Ans.** 1. b 2. a 3. b 4. b 5. b

Section : II

A. Fill in the blanks with the correct words.

- Ans.** 1. The full form of LOGO is language of **graphics** oriented.
2. The turtle can make **pictures** and **designs**.
3. The turtle is also called **pencil** of LOGO.
4. The turtle always points in **one** direction.
5. The turtle can turn to its own **left** or **right** side.

B. Write 'T' for true statement and 'F' for false statement.

- Ans.** 1. F 2. T 3. T 4. F 5. T

C. Answer the following questions.

- Ans.** 1. Different movements of a turtle are : Right, left, forward and backward.
2. Command given to turtle are :
FD, BK, RT, LT
3. It always points in one direction.

It can hide.

4. Main parts of LOGO window :

Main Screen

Commander window

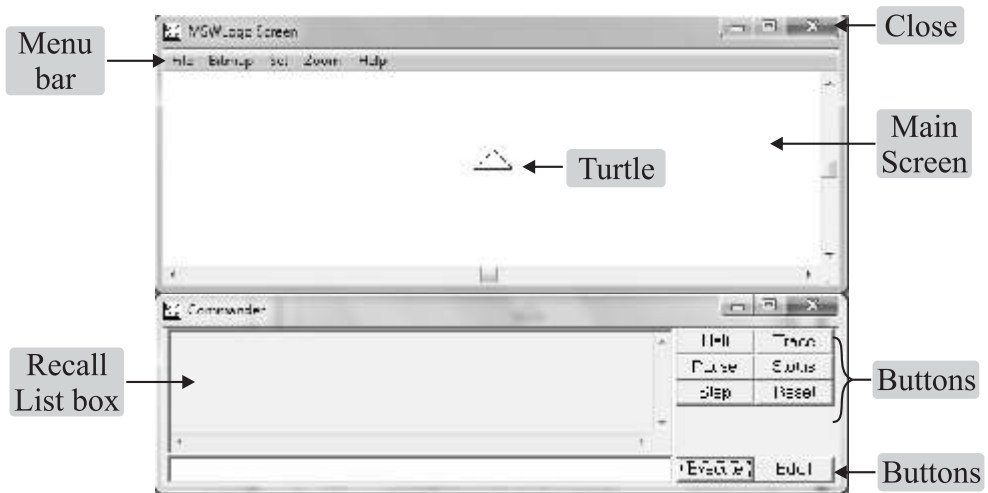
5. Commandos window is the window where the instructions are given to the LOGO.

D. Match the following.

- Ans. 1. LOGO (e) Draw pictures
2. Main Screen (d) Upper screen
3. Halt (a) Stop the action
4. Pause (b) Stop the action temporarily
5. Reset (c) Clear the logo screen

Activity

- Lable the various parts of logo window :



8 More About LOGO

Exercises

Section : I

B. Tick (✓) the correct option.

Ans. 1. b 2. a 3. c

Section : II

A. Fill in the blanks with the correct words.

- Ans. 1. ST is the short form of **SHOWTURTLE**.
2. All the commands of LOGO are called **primitives**.
3. We can call the turtle home by giving **HOME** command.

4. The HIDE TURTLE command **hides** the turtle.

B. Answer the following questions.

- Ans.** 1. Show Turtle (ST) command brings the turtle back to its position from where it hides.
2. Hide Turtle (HD) command is used to hide the turtle.

Activity

Do it yourself.



9 More About MS Paint

Exercises









Section : I

B. Tick (✓) the correct option.

- Ans.** 1. a 2. b 3. c

Section : II

A. Match the names of the tools with their pictures.

- | | | | |
|------------------|---|-----------------|---|
| Ans. Line |  | Rectangle |  |
| Airbrush |  | Fill with Color |  |
| Zoom |  | Ellipse |  |
| Pencil |  | Eraser |  |









B. Write 'T' for true statement and 'F' for false statement.

- Ans.** 1. F 2. T 3. F 4. T

C. Answer the following questions.

- Ans.** 1. (a) Enlarge a picture : Zoom tool
(b) Spray colour : Air brush tool
(c) Draw free hand : pencil tool
2. New, open, save
3. To close paint :
Click the file menu
Click the Exit option

D. Complete the words by identifying the pictures.

- | | | | |
|--------------------|---|------------------|--|
| Ans. PENCIL |  | BRUSH |  |
| LINE |  | CURVE |  |
| COLOURPICKER |  | FILL WITH COLOUR |  |
| TEXT |  | ERASER |  |

Activity

Do it yourself.